

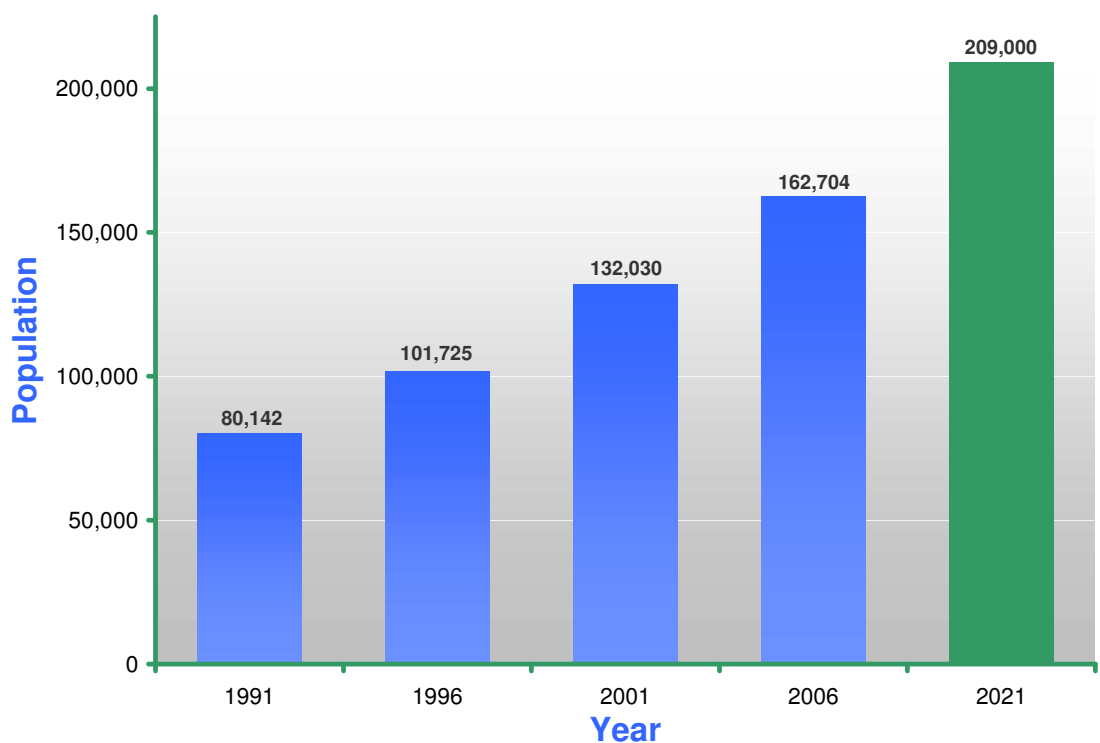
RichmondHill

Population Profile

Richmond Hill's population has grown rapidly in recent years and is expected to continue to do so. This increase in population translates to both a growing market and employment base for local business.

- Richmond Hill's population has doubled in size from 1991 to 2006.
- In April 2008, Richmond Hill's population was estimated at **183,415**. It is expected to reach **209,000 by 2021**.
(Source: York Region Planning & Development)

Richmond Hill Population Growth 1991-2021



Adapted from: Statistics Canada, 2007. *Richmond Hill, Ontario* (table). *2006 Community Profiles*. 2006 Census. Statistics Canada Catalogue no. 92-591-XWE. Ottawa. Released 2007.

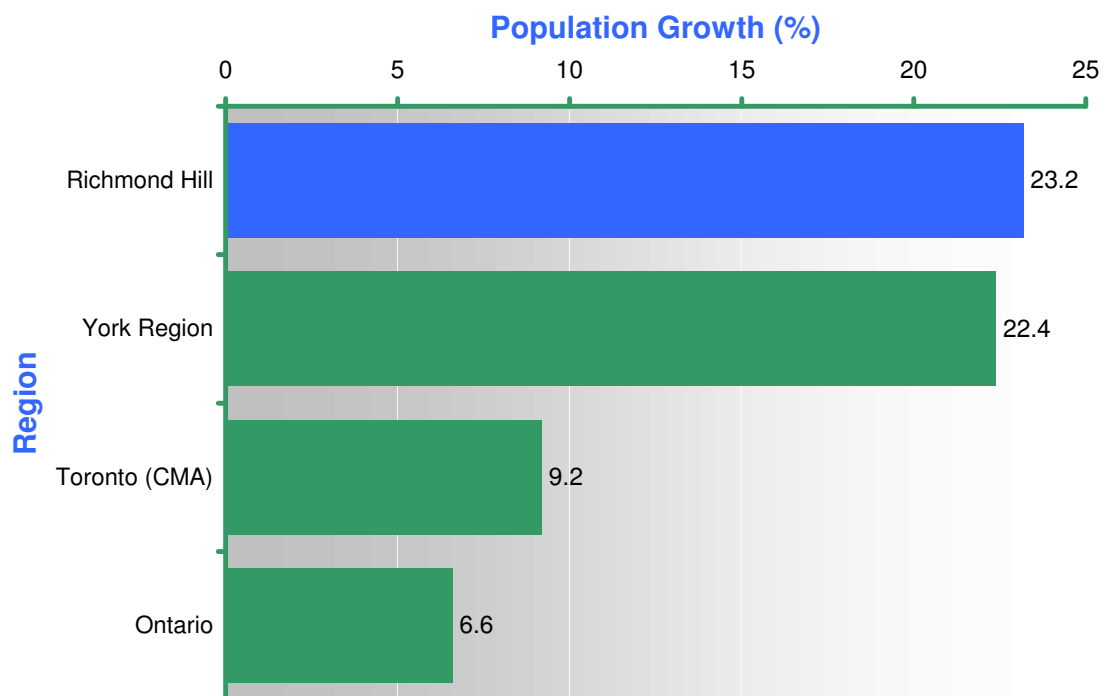
economic development



RichmondHill

- The 2006 Census shows Richmond Hill's population to be **162,704**, a **23.2% increase** from the 2001 population of 132,030.
- This growth rate is twice the rate of the Toronto Census Metropolitan Area (CMA) and over three times the rate of Ontario.

Regional Population Growth 2001-2006



Adapted from: Statistics Canada, 2007. *Richmond Hill, Ontario* (table). *2006 Community Profiles*. 2006 Census. Statistics Canada Catalogue no. 92-591-XWE. Ottawa. Released 2007.

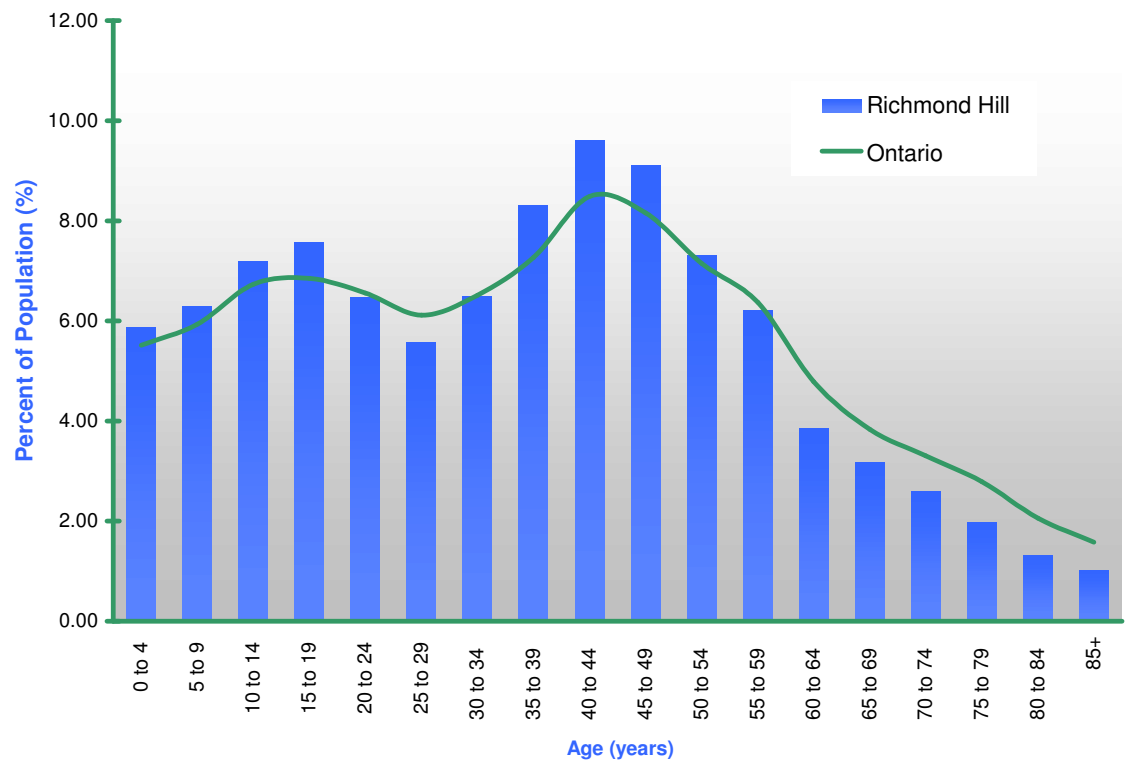


Age Profile

Richmond Hill has a young and dynamic population. A significant portion of the population is of prime employment age, providing an excellent employment source for local business.

- Richmond Hill features a relatively large middle aged population. Approximately 27 per cent of Richmond Hill's population is between the ages of 35 and 49, compared to 24 per cent of Ontario residents.
- As per the 2006 Census, the median age of Richmond Hill residents is 37.8, compared to 39.0 years for Ontario residents.

Richmond Hill Age Distribution 2006



Adapted from: Statistics Canada, 2007. *Richmond Hill, Ontario* (table). *2006 Community Profiles*. 2006 Census. Statistics Canada Catalogue no. 92-591-XWE. Ottawa. Released 2007.

